



FOOD INDUSTRY MATERIALS HANDLING

PRODUCT CATALOGUE

VOLUME 5





About Us

Fletcher International Pty Ltd has been manufacturing & supplying Food Grade Products into the Australian Food Industry since 2007. Providing you with long standing, well refined products. These products have been supplied and manufactured for the European food industry over many years prior to 2007.

In 2011 Fletcher International Pty Ltd became a part of the GHP Manufacturing Group located in Seaford, Victoria. Now becoming a part of an Australian Owned & Locally Manufactured line of products through;

GHP Manufacturing Pty Ltd

Custom & Contract Plastic Rotational Moulding.

Sant Marine Fishing Essentials Pty Ltd

Complete Range Of Fishing Essentials For Your Boat & Pleasure.

Tank Heaven Pty Ltd

Domestic Water Tanks & Pumps For Home.

Located together in Seaford we supply nationally with competitive freight rates our quality range includes durable rotationally moulded Food Grade Plastic Products. The "Nally" range of plastic containers and pallets, quality plastic racking systems & a custom range of mild & stainless steel racks or trollies.

With the importance of contamination an ever present threat, the separation of product use through colour coding systems is the easiest way to monitor and maintain their correct use. With our RM coded products showing multiple colours, you can enjoy a much wider colour selection by request. Please ask our team for further information!

Our manufacturing and supply philosophy is to provide high quality products for the food industry, giving you the peace of mind and long term value for money you deserve!! Backed up with professional and prompt service we hope that you will continue to support our local Australian Industries as we support you.

As an employer to our local community, we appreciate your support to our business. To extend this we have supply relationships with many re-sellers across Australia, if you would like information on re-sellers of our range closest to you, please do not hesitate in contacting our team for assistance.

We look forward to working with you.

Kind Regards

The Team @ Fletcher International































PRODUCT INDEX

	Wheeled Dollies & Castors	PAGE 4		Tanks	PAGE 18
	Trolleys	PAGE 7		Folding Crates	PAGE 19
	Ingredient Storage & Dispensing	PAGE 8		Stack & Nest Containers	PAGE 20
	Ingredient Dispensing Systems	PAGE 9		Stacking Containers	PAGE 21
	Sieving Units	PAGE 11		Nesting Containers	PAGE 22
	Inter-stacking Bins	PAGE 12		Tapered Bins	PAGE 23
	Ingredient / General Storage Container & Racks	PAGE 13		Buckets / Pails / Tubs	PAGE 24
	Mobile Trough & Chassis Truck Units	PAGE 14		Wheelie Bins & Waste Management	PAGE 25
	What's New	PAGE 16		Bulk Storage Pallets/ Plastic Bulk Boxes/ Mega Bins	PAGE 26
	Mobiles	PAGE 17		Non Food Products	PAGE 27

Wheeled Dollies (Plastic)

Heavy duty moulded dollies, hygienic and easy to clean design. Can be moulded in a range of colours. Supplied with 4 x 100mm swivel zinc plated castors as standard. Stainless steel castors and fixings available by request.



Product Code	Internal Dimensions (mm)	Material	Standard Colours
RM40DY	Suits containers up to 500 x 335mm	Polyethylene	    
RM45DY	Suits 2X containers up to 500 x 335mm	Polyethylene	    
RM60DY	Suits containers up to 590 x 350mm	Polyethylene	    
RM120DY	Suits 2X containers up to 590 x 350mm	Polyethylene	    
RM65DY	Suits containers up to 585 x 385mm	Polyethylene	    
RM74DY	Suits containers up to 645 x 395mm	Polyethylene	    


Heavy duty moulded dollies, hygienic and easy to clean design. Can be moulded in a range of colours. Supplied with 4 x 100mm swivel zinc plated castors as standard. Stainless steel castors and fixings available by request.



RM 76 DY



RM 80 DY



RM 90 DY



RM 91 DY



RMSB D



RM TBD

Product Code	Internal Dimensions (mm)	Material	Standard Colours
RM76DY	Suits containers 712 x 475mm	Polyethylene	<input type="checkbox"/> <input type="checkbox"/> <input type="checkbox"/> <input type="checkbox"/> <input type="checkbox"/>
RM80DY	Suits containers up to 700 x 605mm	Polyethylene	<input type="checkbox"/> <input type="checkbox"/> <input type="checkbox"/> <input type="checkbox"/> <input type="checkbox"/>
RM90DY	Suits containers up to 560 x 360mm	Polyethylene	<input type="checkbox"/> <input type="checkbox"/> <input type="checkbox"/> <input type="checkbox"/> <input type="checkbox"/>
RM91DY	Suits containers up to 630 x 415 mm	Polyethylene	<input type="checkbox"/> <input type="checkbox"/> <input type="checkbox"/> <input type="checkbox"/> <input type="checkbox"/>
RMSBD	Suits bins up to 385mm diameter	Polyethylene	<input type="checkbox"/> <input type="checkbox"/> <input type="checkbox"/> <input type="checkbox"/> <input type="checkbox"/>
RMTBD	Suits bins up to 445mm diameter	Polyethylene	<input type="checkbox"/> <input type="checkbox"/> <input type="checkbox"/> <input type="checkbox"/> <input type="checkbox"/>

Our new stainless steel wheeled dolly range is now available. They are all a quality Australian Made Product, designed and manufactured for the food industry. Please call our team for a quote.

Galvanised Steel Dolly Options



Product Code	Internal Dimensions (mm)
RM5D	Suit RM5B Tapered Bin Or Bins With Max Diameter of 300mm
RM10D	Suit RM10B Tapered Bin or Bins With Max Diameter of 330mm
RM15D	Suit RM14B/RM15B Tapered Bin or Bins With Max Diameter of 355mm
RM20D	Suit RM20B Tapered Bin or Bins With Max Diameter of 420mm
RM25D	Suit RM25B Tapered Bin or Bins With Max Diameter of 450mm

Stainless Steel Dolly



Powder Coated Drum Dolly



Product Code	Internal Dimensions (mm)	Material	Castor Size
SS60DY	To suit containers up to 593 x 353mm	Stainless Steel	100mm Stainless Steel
TSD44	614mm Diameter (Suit 44 Gallon Drums)	Powder Coated Steel	80mm (Optional 100mm)

Castors



Product Code	Wheel Diameter	Description
Castor50ZS	50mm	Zinc Plated, Swivel Castor, Grey Rubber Wheel
Castor80ZS	80mm	Zinc Plated, Swivel Castor, White Nylon Wheel
Castor100ZS	100mm	Zinc Plated, Swivel Castor, White Nylon Wheel
Castor100SSS	100mm	Stainless Steel, Swivel Castor, White Nylon Wheel

Our new range of quality trolleys are designed for your OH&S peace of mind. For all your general plant / business jobs. For other wheeled material handling products see our range of wheeled dollies!!

If you have a specific problem for your plant that needs to be solved, do not hesitate to contact our helpful team.



TS1B
Picking Trolley



TS1BD
Double Picking Trolley



HS808A
Triple Deck Service Trolley

LARGER RANGE OF TROLRIES AVAILABLE UPON REQUEST



SW078
Heavy Duty Platform Trolley



HTS500S
Single Deck 6 Wheel Trolley



HTS500D
Twin Deck 6 Wheel Trolley

Product Code	Product	Size (mm)	Material Finish	Load Capacity	Wheel Diam.
TS1B	Single Picking Trolley	600 x 900 x 910mm H	Powder Coated Steel	220kgs	100mm
TS1BD	Double Picking Trolley	950 x 420 x 1000mm H	Powder Coated Steel	220Kgs	125mm
HS808A	Triple Deck Service Trolley	850 x 480 x 1000mm H	Plastic	250Kgs	100mm
SW078	Heavy Duty Platform Trolley	1372 x 685 x 960mm H	Powder Coated Steel	560Kgs	125mm
HTS500S	Single Deck 6 Wheel Trolley	990 x 460 x 950mm H	Galvanized Steel	450kgs	125 / 200mm
HTS500D	Twin Deck 6 Wheel Trolley	990 x 460 x 950mm H	Galvanized Steel	225Kg Per Deck	125 / 200mm



Product Code	External Dimensions (mm)	Litres Capacity (nom)	Kilos Capacity (nom)	Standard Colours
RM 18 TR	670 x 310 x 705mm	90 Litres	40 Kgs	<input type="checkbox"/> <input type="checkbox"/> <input type="checkbox"/> <input type="checkbox"/> <input type="checkbox"/>
RM 19 TR	460 x 435 x 765mm	85 Litres	38 Kgs	<input type="checkbox"/> <input type="checkbox"/> <input type="checkbox"/> <input type="checkbox"/> <input type="checkbox"/>
RM 8.I.D	400 x 295 x 250mm	14 Litres	8 Kgs	<input type="checkbox"/>
RM 15.I.D	490 x 250 x 550mm	30 Litres	15 Kgs	<input type="checkbox"/>
RM 40.I.D	640 x 300 x 740mm	75 Litres	40 Kgs	<input type="checkbox"/>

All dispensing equipment is moulded in food grade polyethylene. Full labelling facility is available.
Either PET (shatter proof) clear or stainless steel lid options are available.



Fletcher ingredient bins are made from a durable, long lasting impact resistant material. The benefit to you is it will never chip even on heavy impact and contaminate your product.
RM18TR Ingredient Bin Comes Standard with 80mm Zinc Swivel Castors

Product Code	External Dimensions (mm)	Litres Capacity (nom)	Kilos Capacity (nom)	Standard Colours
RM18TR	670 x 320 x 710mm	90 Litres	40 Kgs	<input type="checkbox"/> <input type="checkbox"/> <input type="checkbox"/> <input type="checkbox"/> <input type="checkbox"/>
RM8.I.D	400 x 295 x 250mm	14 Litres	8 Kgs	<input type="checkbox"/>
RM15.I.D	490 x 250 x 550mm	30 Litres	15 Kgs	<input type="checkbox"/>
RM40.I.D	640 x 300 x 740mm	75 Litres	40 Kgs	<input type="checkbox"/>

Ingredient Dispensing Systems

Ideal for the storing and decanting of food stuffs.
RM 18TR available with clear PET (Shatter proof) or stainless steel lids.



RM 18TR



RM 18TR COMPONENTS



RM 19TR



RM 28TR

Product Code	External Dimensions (mm)	Litres Capacity (nom)	Kilos Capacity (nom)	Lid Code	Standard Colours
RM 18 TR	670 x 320 x 710	90 Litres	40 Kgs	Lid included	<input type="checkbox"/> <input type="checkbox"/> <input type="checkbox"/> <input type="checkbox"/> <input type="checkbox"/> <input type="checkbox"/>
RM 19 TR	460 x 435 x 760	85 Litres	38 Kgs	Lid included	<input type="checkbox"/> <input type="checkbox"/> <input type="checkbox"/> <input type="checkbox"/> <input type="checkbox"/> <input type="checkbox"/>
RM 28 TR	600 x 500 x 740	130 Litres	60 Kgs	RM 28L	<input type="checkbox"/> <input type="checkbox"/> <input type="checkbox"/> <input type="checkbox"/> <input type="checkbox"/> <input type="checkbox"/>

Below are 4 popular examples of sieving units. All mesh is 304 grade stainless steel.
Aperture's available 1mm, 2mm & 5mm (other sizes are available upon request)



Product Code	Description	Page Reference for Alternatives	Standard Colours
RM40.I.D	Table top sieve system	Refer to page 8 for other products to use as sieve	<input type="checkbox"/>
RMSBSSC	Mobile stacking bin sieve	Refer to page 11 for other products to use as sieve	<input type="checkbox"/> <input type="checkbox"/> <input type="checkbox"/> <input type="checkbox"/> <input type="checkbox"/>
RM28TR	Mobile tub sieve	Refer to page 14 for other products to use as sieve	<input type="checkbox"/> <input type="checkbox"/> <input type="checkbox"/> <input type="checkbox"/> <input type="checkbox"/>
RMTBSSC	Tapered bin sieve system	Refer to page 20 for other products to use as sieve	<input type="checkbox"/> <input type="checkbox"/> <input type="checkbox"/> <input type="checkbox"/> <input type="checkbox"/>

Inter-Stacking Bins

Inter-stackable bins & lids. Moulded food grade polyethylene.
Your choice of four heights/capacities.



- All Interstacking bin models stack on top of one other
- Universal Dolly & Lid Available
- All 4 sizes can be used with sieve system
- Range of colours available



Product Code	External Dimensions (mm) Diameter x Height	Litres Capacity (nom)	Dolly Code	Lid Code	Standard Colours
RMSB 4	425 x 178	18 Litres	RMSB D	RMSB L	<input type="checkbox"/> <input type="checkbox"/> <input type="checkbox"/> <input type="checkbox"/> <input type="checkbox"/>
RMSB 7	425 x 300	31 Litres	RMSB D	RMSB L	<input type="checkbox"/> <input type="checkbox"/> <input type="checkbox"/> <input type="checkbox"/> <input type="checkbox"/>
RMSB 11	425 x 438	46 Litres	RMSB D	RMSB L	<input type="checkbox"/> <input type="checkbox"/> <input type="checkbox"/> <input type="checkbox"/> <input type="checkbox"/>
RMSB 16	425 x 650	73 Litres	RMSB D	RMSB L	<input type="checkbox"/> <input type="checkbox"/> <input type="checkbox"/> <input type="checkbox"/> <input type="checkbox"/>

Full labelling facility available for these racks and containers if required. Please ask for further details. The RMFB1 container is moulded from food grade polyethylene and comes as standard with a lid which allows positive stacking. This container is ideal for use in food factories. It is entirely smooth and snag free and therefore is entirely hygienic.



The RMFBR and RMFBMR mobile racks are supplied in stainless steel complete with zinc plated castors. Stainless Steel castors can be supplied to order.



RM FB MR



RM FB R






We are able to provide "tagging" slots in most products if required to enable contents to be individually recorded and or dated for full traceability. Please ask for details.



RM FB 1



RM FB 1

Product Code	External Dimensions (mm)	Internal Dimensions (mm)	Litres Capacity (nom)	Container Capacity (approx.)	Standard Colours
RM FB 1	460 x 365 x 290	380 x 290 x 265	23 Litres	10 Kilos	    
RM FB MR	530 x 520 x 1550	-	-	10 Kilos X 3	-
RM FB R	910 x 520 x 1550	-	-	10 Kilos X 6	-

Mobile Trough & Chassis Truck Units

Moulded in food grade polyethylene. The frame unit is supplied in stainless steel with zinc plated castors. Stainless steel castors supplied to order. Drainage Plug option. The trough is available in five standard colours, Natural, Yellow, Red, Green and Blue.

Trough size 590 x 990 x 390mm.



RM 135



Our range of high quality AUSTRALIAN MADE chassis truck units are very durable. Made from 304 grade stainless steel. We can modify our standard range upon request. Please ask our helpful team for assistance.



SS 539T



RM 42 CTSS



RM 70 CTSS



RM 100 CTSS

Product Code	External Dimensions (mm)	Internal Dimensions (mm)	Litres Capacity (nom)	Max. Weight Loading	Lid Code	Standard Colours
RM135	590 x 990 x 390	900 x 500 x 380	135 Litres	250 Kgs	N/A	<input type="checkbox"/> <input checked="" type="checkbox"/> <input checked="" type="checkbox"/> <input checked="" type="checkbox"/> <input checked="" type="checkbox"/>
SS539T	1050 x 475 x 960	N/A	200Ltr	250kgs	N/A	<input type="checkbox"/> <input checked="" type="checkbox"/> <input checked="" type="checkbox"/> <input checked="" type="checkbox"/> <input checked="" type="checkbox"/>
RM42 CTSS	900 x 490 x 800	790 x 425 x 600	190 Litres	350 Kgs	RM42L	<input type="checkbox"/> <input checked="" type="checkbox"/> <input checked="" type="checkbox"/> <input checked="" type="checkbox"/> <input checked="" type="checkbox"/>
RM70 CTSS	1015 x 675 x 750	910 x 570 x 600	320 Litres	500 Kgs	RM70L	<input type="checkbox"/> <input checked="" type="checkbox"/> <input checked="" type="checkbox"/> <input checked="" type="checkbox"/> <input checked="" type="checkbox"/>
RM100 CTSS	1320 x 690 x 750	1210 x 590 x 615	455 Litres	500 Kgs	RM100L	<input type="checkbox"/> <input checked="" type="checkbox"/> <input checked="" type="checkbox"/> <input checked="" type="checkbox"/> <input checked="" type="checkbox"/>

WHY HAVE A PRODUCT MADE FROM POLYETHYLENE PLASTIC?

All our rotationally moulded products (Product Code Starting With "RM") are made from durable polyethylene plastic. The advantage that this material brings to our product range is:

Durable
UV Stable
Light Weight
Non Corrosive
Impact Resistant
Impervious to salt
Food Grade & Easily Cleaned

*See www.fletcherinternational.com.au for video demonstrating our products durability.

Our variety & flexibility in manufacturing allows us to offer you a colour choice to suit your requirements & personal service to meet your time lines.

Standard Colour Range



Optional Colour Range



*Optional colour range may not be in stock, allow up to 5 business days extra on your eta for supply.

As an Australian Manufacturer we pride ourselves in developing durable industry relevant products. We are pleased to release our newest range of plastic wheeled dollies, along with an expansion of our tapered bin and straight sided round bin range.

NEW PRODUCTS



RM 45 DY



RM 65 DY



RM 120 DY

See Page 4



RM 76 DY



TS1BD

Double Picking Trolley



HTS500D

Twin Deck 6 Wheel Trolley

See Page 5

See Page 7



RMSS18B

See Page 24



RMSS18B

Moulded in food grade polyethylene. Snag free easy to clean design.
100% plastic inside ensuring hygienic design. Watertight, can be drilled and fitted with drainage bung.
RM35TR, RM70TR and RM100TR supplied with a reinforced plastic base board.

IMPORTANT NOTE : It is not recommended to overload mobiles with liquid or heavy product.
A chassis frame can be supplied if required for this purpose.



RM 19 TR



RM 20 TR



RM 28 TR



RM 35 TR



RM 42 TR



RM 70 TR



RM 100 TR

Product Code	External Dimensions L x W x H (mm)	Internal Dimensions L x W x H (mm)	Litres Capacity	Load Capacity	Lid Code	Standard Colours
RM 19 TR	460 x 435 x 760	400 x 365 x 670	85 Litres	50 Kgs	Included	<input type="checkbox"/> <input type="checkbox"/> <input type="checkbox"/> <input type="checkbox"/> <input type="checkbox"/>
RM 20 TR	540 x 540 x 580	445 x 445 x 435	90 Litres	60 Kgs	Included	<input type="checkbox"/> <input type="checkbox"/> <input type="checkbox"/> <input type="checkbox"/> <input type="checkbox"/>
RM 28 TR	590 x 500 x 730	525 x 435 x 590	125 Litres	110 Kgs	RM 28 L	<input type="checkbox"/> <input type="checkbox"/> <input type="checkbox"/> <input type="checkbox"/> <input type="checkbox"/>
RM 35 TR	680 x 530 x 735	600 x 450 x 590	160 Litres	140 Kgs	Included	<input type="checkbox"/> <input type="checkbox"/> <input type="checkbox"/> <input type="checkbox"/> <input type="checkbox"/>
RM 42 TR	865 x 510 x 740	795 x 435 x 600	190 Litres	150 Kgs	RM 42 L	<input type="checkbox"/> <input type="checkbox"/> <input type="checkbox"/> <input type="checkbox"/> <input type="checkbox"/>
RM 70 TR	1020 x 690 x 750	910 x 580 x 605	320 Litres	220 Kgs	RM 70 L	<input type="checkbox"/> <input type="checkbox"/> <input type="checkbox"/> <input type="checkbox"/> <input type="checkbox"/>
RM 100 TR	1335 x 730 x 750	1220 x 610 x 610	455 Litres	275 Kgs	RM 100 L	<input type="checkbox"/> <input type="checkbox"/> <input type="checkbox"/> <input type="checkbox"/> <input type="checkbox"/>

Moulded in food grade polyethylene. Snag free easy to clean design.
Dollies available to ease mobility.

Ideal for food stuffs, pharmaceutical products, electroplating and a variety of general purpose applications.



RM 19 T



RM 20 T



RM 28 T



RM 35 T



RM 42 T






RM 70 T



RM 100 T


Product Code	External Dimensions L x W x H (mm)	Internal Dimensions L x W x H (mm)	Litres Capacity	Load Capacity	Standard Colours
RM 19 T	460 x 435 x 690	400 x 365 x 670	85 Litres	50 Kgs	<input type="checkbox"/> <input type="checkbox"/> <input type="checkbox"/> <input type="checkbox"/> <input type="checkbox"/>
RM 20 T	540 x 540 x 450	445 x 445 x 435	90 Litres	60 Kgs	<input type="checkbox"/> <input type="checkbox"/> <input type="checkbox"/> <input type="checkbox"/> <input type="checkbox"/>
RM 28 T	590 x 500 x 600	525 x 435 x 590	125 Litres	110 Kgs	<input type="checkbox"/> <input type="checkbox"/> <input type="checkbox"/> <input type="checkbox"/> <input type="checkbox"/>
RM 35 T	680 x 530 x 600	600 x 450 x 590	160 Litres	140 Kgs	<input type="checkbox"/> <input type="checkbox"/> <input type="checkbox"/> <input type="checkbox"/> <input type="checkbox"/>
RM 42 T	865 x 510 x 610	795 x 435 x 600	190 Litres	150 Kgs	<input type="checkbox"/> <input type="checkbox"/> <input type="checkbox"/> <input type="checkbox"/> <input type="checkbox"/>
RM 70 T	1020 x 690 x 620	910 x 580 x 605	320 Litres	220 Kgs	<input type="checkbox"/> <input type="checkbox"/> <input type="checkbox"/> <input type="checkbox"/> <input type="checkbox"/>
RM 100 T	1335 x 730 x 620	1220 x 610 x 610	455 Litres	275 Kgs	<input type="checkbox"/> <input type="checkbox"/> <input type="checkbox"/> <input type="checkbox"/> <input type="checkbox"/>



- Ergonomic Handle Design
- Durable Latch & Hinge
- Rigid Vertical Sidewalls
- Various Sizes Available
- Universal Footprint
- Plastic Wheeled Dolly Also Available



RM 65 DY



Product Code	External Dimensions L x W x H (mm)	Litres Capacity (nom)	Colour	Dolly to suit
IH1129	385 X 289 X 129 (H)	12	Grey	RM65DY
IH1094	578 X 385 X 94 (H)	17	Grey	RM65DY
IH1172	578 X 385 X 172 (H)	33	Grey	RM65DY
IH1210	578 X 385 X 210 (H)	41	Grey	RM65DY

Stack & Nest Containers



IH 2520




IH 2260



IH 2267

Product Code	External Dimensions L x W x H (mm)	Litres Capacity (nom)	Colour
IH2520	578 x 384 x 318mm	52	Blue & Natural
IH2260	578 x 384 x 166	26	Green, Natural, Red
IH2267	578 x 384 x 166	26	Blue & Natural

Check out our wheeled dollies to suit various containers & tubs on page 4 & 5



IH 317



IH 016



IH 3046



IMAP 7



IMAP 10



IMAP 15



IH 090





IMAP 6



IMAP 12

Product Code	External Dimensions L x W x H (mm)	Internal Dimensions L x W x H (mm)	Litres Capacity	Lid Code	Standard Colours
IH 317	580 x 390 x 190	505 x 305 x 165	32	-	
IH 016	580 x 380 x 175	520 x 340 x 160	23	-	
IMAP 7	645 x 413 x 210	597 x 362 x 203	32	IMAP71015L	
IMAP 10	645 x 413 x 276	597 x 362 x 266	52	IMAP71015L	
IMAP 15	645 x 413 x 397	597 x 362 x 381	68	IMAP71015L	
IH 090	575 x 400 x 215	510 x 355 x 178	32	-	
IMAP 6	713 x 442 x 222	N/A	35	IMAP612L	
IMAP 12	713 x 442 x 382	N/A	55	IMAP612L	
IH3046	578 x 388 x 280	518 x 322 x 253	46	-	

Check out our wheeled dollies to suit various containers & tubs on page 4 & 5




Product Code	External Dimensions L x W x H (mm)	Internal Dimensions L x W x H (mm)	Litres Capacity	Lid Code	Standard Colours
IMAP13	442 x 330 x 127	N/A	13	IMAP132232L	<input type="checkbox"/>
IMAP22	442 x 330 x 216	N/A	22	IMAP132232L	<input type="checkbox"/>
IMAP32	442 x 330 x 305	N/A	32	IMAP132232L	<input type="checkbox"/>
IH323	694 x 604 x 152	662 x 578 x 126	-	-	<input checked="" type="checkbox"/>
IH037	538 x 362 x 334	460 x 324 x 253	44	-	<input checked="" type="checkbox"/>
IH300	610 x 419 x 312	571 x 381 x 305	66	-	<input checked="" type="checkbox"/> <input checked="" type="checkbox"/>
IH006	712 x 448 x 95	680 x 416 x 76	29	-	<input type="checkbox"/>
IH007	712 x 448 x 95	680 x 416 x 76	29	-	<input type="checkbox"/>
IH046	629 x 400 x 216	597 x 368 x 210	46	-	<input type="checkbox"/> <input checked="" type="checkbox"/>

Check out our wheeled dollies to suit various containers & tubs on page 4 & 5



IH 008



IH 009



IH 315



IH 310



IH 059



IMAP 4



IH 048



IH 042



IMAP 4D

Product Code	External Dimensions L x W x H (mm)	Internal Dimensions L x W x H (mm)	Litres Capacity	Lid Code	Standard Colours
IH009	456 x 318 x 57	422 x 292 x 55	-	-	<input type="checkbox"/>
IH008	455 x 343 x 32	420 x 305 x 25	-	-	<input type="checkbox"/>
IH315	385 x 300 x 190	355 x 270 x 185	15	IH312L	Clear
IH310	385 x 300 x 130	355 x 270 x 125	10	IH312L	Clear
IH059	527 x 381 x 140	489 x 343 x 127	22.7	IH015L	<input type="checkbox"/> <input type="checkbox"/>
IMAP 4	430 x 323 x 127	N/A	13.5	IMAP4L	<input type="checkbox"/> <input type="checkbox"/> <input type="checkbox"/> <input type="checkbox"/> <input type="checkbox"/> <input type="checkbox"/>
IH048	457 x 318 x 165	419 x 279 x 152	16	IH158L	<input type="checkbox"/> <input type="checkbox"/> <input type="checkbox"/>
IH042	457 x 318 x 260	419 x 279 x 255	27	IH158L	<input type="checkbox"/> <input type="checkbox"/>
IMAP 4D	430 x 323 x 210	N/A	22	IMAP4L	<input type="checkbox"/> <input type="checkbox"/> <input type="checkbox"/> <input type="checkbox"/> <input type="checkbox"/> <input type="checkbox"/>

Moulded in food grade polyethylene. Heavy duty design. Snag free and easy to clean.

Nest when empty for space saving. Lids available for each size.

Bins can be fitted with lifting handles in either stainless steel or galvanised.

NEED DRAINAGE FOR YOUR BIN? We can fit drain plugs for easy emptying. Ask our team for more info!



RM 5B



RM 10B



RM 14B



RM 15B



RM 20B



RM 22B











































RM 25B



RM 29B



Product Code	External Dimensions Diam. x H (mm)	Internal Dimensions Diam. x H (mm)	Litres Capacity	Lid Code	Lid Diam. (mm)	Dolly Code	Standard Colours
RM5B	360 x 380	300 x 370	23	RMSL	358	RM5D - Steel	    
RM10B	455 x 535	380 x 530	45	RM10L	450	RM10D - Steel	    
RM14B	550 x 470	480 x 440	65	RM15L	537	RMSBD - Plastic	    
RM15B	540 X 545	460 x 510	68	RM15L	537	RMSBD - Plastic	    
RM20B	550 x 650	480 x 635	90	RM20L	560	RMSBD - Plastic	    
RM22B	580 x 650	N/A	100	RM22L		RMSBD - Plastic	    
RM25B	615 x 710	535 x 695	114	RM2SL	610	RMTBD - Plastic	    
RM29B	540 x 856	490 x 850	130	RM20L		RMSBD - Plastic	    

Our range of buckets and pails come in various colours as listed in below table. Depending on model and quantity required other colours may be available. Minimum order quantities will apply.

Straight Sided Bins



RMSS 13B



RMSS 13B

Product Code	External Dimensions Diam. x H (mm)	Internal Dimensions Diam. x H (mm)	Litres Capacity	Lid Code	Dolly Code	Standard Colours
RMSS13B	470 x 500	385 x 495	60	RM13L	RMSBD	<input type="checkbox"/> <input type="checkbox"/> <input checked="" type="checkbox"/> <input checked="" type="checkbox"/> <input checked="" type="checkbox"/>
RMSS18B	490 x 610	420 x 605	82	N/A	RMTBD	<input type="checkbox"/> <input type="checkbox"/> <input checked="" type="checkbox"/> <input checked="" type="checkbox"/> <input checked="" type="checkbox"/>

Buckets



N 151

Ergonomic
Handle Design

N 258

Ergonomic
Handle Design

N 075

Product Code	External Dimensions Diam. x H (mm)	Internal Dimensions Diam. x H (mm)	Litres Capacity	Lid Code	Standard Colours
N151	300 x 295	270 x 290	13.6	N148L	<input type="checkbox"/> <input checked="" type="checkbox"/>
N258	360 x 295	320 x 295	18.2	N073L	<input type="checkbox"/>
N075	360 x 360	320 x 355	22.7	N073L	<input type="checkbox"/> <input checked="" type="checkbox"/> <input checked="" type="checkbox"/>

Pails



Various Sizes Available

V 150

Product Code	Description	External Dimensions Diam. x H (mm)	Standard Colour
V5	5Ltr Plastic Pail & Lid	215 x 178	<input type="checkbox"/>
V10	10Ltr Plastic Pail & Lid	260 x 270	<input type="checkbox"/>
V15	15Ltr Plastic Pail & Lid	280 x 320	<input type="checkbox"/>
V20	20Ltr Plastic Pail & Lid	280 x 410	<input type="checkbox"/>


Our wheelie bins come in a range of colours and sizes. Food grade wheelie bins are only available in natural. Coloured wheelie bins are not food grade certified.



Product Code	External Dimensions L x W x H (mm)	Litres Capacity	Standard Colours
CRS0GB	445 x 525 x 930	80	Black, Yellow, Red, Green, Blue
CR120GB	555 x 480 x 930	120	Black, Yellow, Red, Green, Blue, Orange
CR240GB	740 x 580 x 1070	240	Black, Yellow, Red, Green, Blue, Orange
CR360GB	860 x 620 x 1070	360	Green
CR660GB	770 x 1360 x 1170	660	Yellow, Red, Green, Blue
CR1100GB	1080 x 1360 x 1470	1100	Yellow, Red, Green, Blue


For further information on our range of plastic pallets including technical details, weight loadings, racking suitability and colour options please telephone our sales team.

Australian size: 1170 x 1170mm



IH 537

Australian size: 1170 x 1170mm



NS 900

Plastic Bulk Boxes/Mega Bins

The bulk boxes are in standard grey colour. Other colours available subject to minimum order quantity.



MS 7810
Vented

MS 7800
Solid

**OTHER PALLETS
AVAILABLE UPON
REQUEST**

**MORE MEGA
BINS MODELS
AVAILABLE UPON
REQUEST**

**ASK OUR FRIENDLY
TEAM FOR MORE
INFO**

Product Code	External Dimensions L x W x H (mm)	Internal Dimensions L x W x H (mm)	Litres Capacity	Lid Code	Standard Colours
MS7800	1162 x 1162 x 780	1082 x 1082 x 650	780	MS Lid	■
MS7810	1162 x 1162 x 780	1082 x 1082 x 650	780	MS Lid	■

Fuel Tanks, Seats, Anchor Wells, Live Bait Tanks, Fish Boxes & Consoles



Water Tanks



Pile Caps




Wash Tanks

Insulated
Tanks Also
Available



Custom & Contract Moulding



Plastic Trailers



Flotation Modules





75 Hartnett Drive, Seaford Vic 3198
Phone: 03 9786 3235
Fax: 03 9786 6222
Email: sales@fletcherinternational.com.au

www.fletcherinternational.com.au